

STG STG SERIES

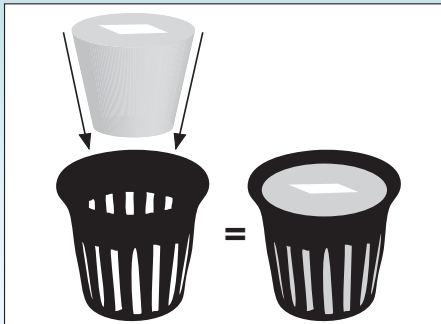
Made
in the
U.S.A.

TYPHOON

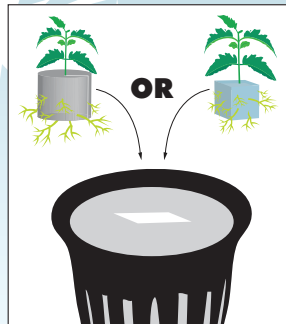
Manufactured by Sure to Grow® / A division of 6062 Holdings, LLC
23230 Chagrin Boulevard, Beachwood, Ohio 44122
216.360.8116

Soilless Growing Media, Ingredients: PET fiber

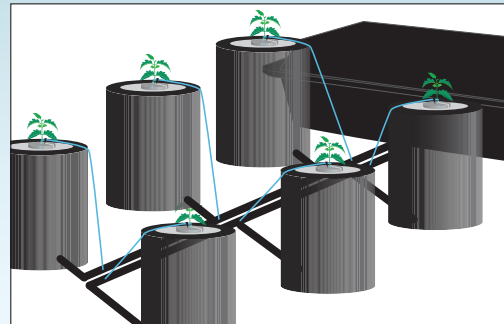
1 Grow Insert (STGI-8)
Dimension of Insert - 9.75"x 7"



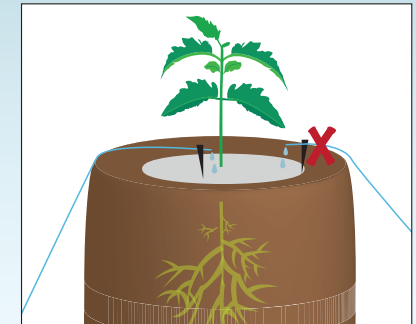
Take the insert from the package and place it into the appropriate size pot or bucket. The fit should be secure but not tight and the base of the insert should be seated against the bottom of your container.



Place an STG puck containing a rooted cutting or a STG germinated seed cube into the 1.5" cutout located on the top of the insert .



Cycle your system and visually ensure that the nutrient solution level coincides with the placement of the root zone. This is critical for success.



If you are using a top drip system place the dripper stake over the central root mass to ensure optimum performance.

For more detailed instructions see Best Practices for Growing with Sure to Grow® on the back of this page or go to

www.suretogrow.com